

# CHANDAN ENGINEERS

88-PH- IInd Badli indl.Estate, Delhi - 110042, INDIA

Factory: +91-1127854383 , 01147035745

Email: tarun\_budhiraja2000@yahoo.com

AN ISO 9001 : 2008 CERTIFIED CO. <sup>TM</sup>

## CHENER

Spl. In TIE ROD ENDS & BALL JOINTS  
D.L . ASSY & T. ROD ASSY, U.J. CROSSES FOR ALL VEHICLES

Chandan Engineers is an engineering concern manufacturing auto Steering and suspension components. We are a mixture of experience & youth with one of the partners being an engineer having 40 years Experience in manufacturing of auto components.

Our sales network is all over india. The products are being exported To various countries through our dealers network. We are also Registered for supplies to state Transport Corporations. Our unit is Situated in the heart of Delhi , The capital o India , In an industrial Area developed for engineers by director of industries.



# CHANDAN ENGINEERS

88-PH- IInd Badli indl.Estate, Delhi - 110042, INDIA

Factory: +91-1127854383 , 01147035745

Email: tarun\_budhiraja2000@yahoo.com

**Tie Rod Kit For LCV All Models**



(A)


CH 1104  
 407 T.R. Kit  
 608 T.R. Kit CH 1143  
 709/609 T.R.K.T CH 1203  
 Sumo. T.R. Kit  
 For Adjustable Ends  
 Plug Type Ends



(B)

T.R. Kit  
 Sumo / 207Di  
 Genuine Type  
 Cone / Sheet  
 CH 1283

**TATA / CANTER**



(A)

Tie Rod End /  
 Push Rod End  
 30 x 1.5 R x L /  
 28 x 1.5 R x L /  
 24 x 1.5 R x L  
 Nut Size 18 x 1.5  
 Spanner Size 27 m.m

(B)

Tie Rod End  
 Canter 10.90 - 20 x 1.5  
 16 x 1.5  
 11.10 - 20 x 1.5 - 18 x 1.5

**T.R. Kit TATA**




(A)

Tie Rod Kit Tata  
Both Small Pin  
THD 18x1.5  
CH - 1001

(B)

Tie Rod Kit /  
Push Rod Kit Tata  
Both Big Pin  
THD 18x1.5  
CH - 1006

**T.R. End Section Sumo / 207Di / Victa / Gold**



- (A) Tie Rod End Sumo Regular OE Type
- (B) T.R End Sumo Victa
- (C) T.R End Sumo Gold
- (D) T/R End 207 Di Bend  
1. 20x1.5 THD R/L  
2. 18x15 THD R/R

**Tie Rod Section Eicher Canter All Models**



- (A) Pro Canter Model
- (B) 10.90 / 11.10
- (C) T.R End Jumbo
- (D) T.R End / P / Rod End 30 m.m / 28 m.m
- (E) Hydraulic Leyland / Eicher  
Inner THD 30 m.m THD

**AMW Push / Tie Rod End Hydraulic**

- (A) Push Rod End AMW 30x1.5 Body  
Pin 24x1.5 Meritor CH - 1060 - 1060A -Type
- (B) Tie Rod End Split Pin / China Model  
36x1.5 Body THD 22x1.5 Pin THD  
CH - 1071 - 1071 A
- (C) Push Rod End Sealed Type Meritor  
30m.m CH - 1077E
- (D) Hydraulic End AMW Inner THD  
CH - 1077C

**PRIMA**

- (A) T.R End Prima Bend CH - 1040 B 1040 C
- (B) T.R End Prima Straight CH -1040 H -1040 I
- (C) T.R End Prima Longpin 1040 L +1040M
- (D) Hydraulic Inner THD 1040 E Prima

**FORCE MAN**

- D.Link End
- (A) Tie Rod End MAN Bend Body  
CH - 3126
  - (B) Tie Rod End Force MAN Straight Body  
CH - 3127

**Tie Rod End SWARAJ MAZDA**

- (A) Tie Rod End Swaraj Mazda CH 1632 Fix Type
- (B) Tie Rod End Swaraj Mazda Or Heavy Body N/M 4x4 CH 1632 A
- (C) Tie Rod End Swaraj Mazda Plug Type CH 1631

**BHARAT BENZ / SIGNA**


- (A) T.R. End T.C / 24mm / 30mm / 28mm TATA
- (B) T.R. End Bharat Benz T.R End SIGNA 4923

**Brake Adjuster**

- (A) Brake Adj 407 CH 1721
- (B) Brake Adj 709 CH 1722
- (C) Brake Adj Modified CH1723
- (D) Brake Adj 407 Ex CH 1730
- (E) Brake Adj 407 Turbo CH 1721 A

**Pitman Arm's For TATA Vehicles****(A)** Pitman Arm's LP Bus**(B)** Pitman Arm's SE Truck

We Have All Types Of Pitman Arm's Range

**Clutch FORKS TATA / LEYLAND / AMW****(A)** C / Fork GB - 40 CH - 1732**(B)** C / Fork CH - 1736 - D 1613 BIG**(C)** C / Fork 1150 CH - 1272 C

We Have All Types Of Clutch FORKS Range

**Housing Block Assy / Jhamela****(A)** Housing Block Assy - 4018**(B)** Housing Block Assy - 2515**(C)** Housing Block Assy - 1512/1613**(D)** Housing Block Assy - 3518 Leyland

We Have Full Range Of Gear Housing Assy Block.

**Safari / Xenon**

- (A) Tie Rod End Safari RH / LH With Adapter CH - 1451 + CH 1451 A
- (B) Tie Rod End Xenon With Adapter CH - 1040 N

**Ball Joints**

- (A) Ball Joint Safari Lower
- (B) Ball Joint Scorpio Lower
- (C) Ball Joint Sumo Lower
- (D) Ball Joint Sumo Upper
- (E) Ball Joint Scorpio Upper
- (F) Ball Joint Bolero Lower
- (G) Ball Joint MARSHALL Upper / Lower

**Pitman Arm's / T - Arm's Track Rod**

- (A) Track Rod Leyland CH - 3118
- (B) Track Rod CH - 1267 / 68 370 O/M
- (C) T - Arm 400 CH - 1280 E
- (D) Track Rod CH - 1280 B / C Leyland 4018
- (E) Track Rod 1613 CH - 1280 / 80 A Leyland
- (F) Track Rod CH - 12 MTR Bus CH - 406 G CH - 406 H

**ACE All Models**

- (A) Tie Rod End Super Inner Thd Ace CH - 1228
- (B) Tie Rod End Ace CH - 1221
- (C) Tie Rod End Magic CH - 1221 A
- (D) Tie Rod End Magic Ex Long CH - 1221 B
- (E) Tie Rod End Mega Dicor ACE CH - 1223 A

**Tie Rod End's Sealed Type + Plug Types**

- (A) Tie Rod End Tata 1210 24 x1.5 18 x1.5 CH - 1002
- (B) Tie Rod End 407 Plug Type CH - 1103
- (C) Tie Rod End 609 / 709 Plug Type CH - 1202
- (D) Tie Rod End 407 Sealed Type CH - 1101  
Body 18 x1.5 Pin 12 x 15 / 19 m.m
- (E) Tie Rod End 609 / 709 Sealed Type 1201  
Body 20 x1.5 Pin 16 x1.5 - 24 m.m
- (F) Tie Rod End 709 Ex / Turbo Body 22x1.5  
Pin 16x1.5 - 24 m.m
- (G) Tie Rod End 709 N / M 24x1.5 - 16 x 1.5 - 24 m.m

**LEYLAND All Models**

- (A) T.R End Gun Type 680
- (B) T.R End 680 Long Straight
- (C) T.R End 370 O/M
- (D) T.R End Model Leyland W/M  
1- 30x1.5 - 20x1.5 , 2- 30x1.5 - 18x1.5  
3- 24x1.5 - 18x1.5
- (E) T.R End Dost Pstg



**JCB**

- (A) Annu Lux Carrier
- (B) Annu Lux Ring
- (C) Planet Gear
- (D) Sun Gear

**JCB**

- (A) Tie Rod End JCB With B/ Joint CH - 418
- (B) Tie Rod End L & T 770 With B / Joint
- (C) Tie Rod End JCB End Green Pin Type Model

**Gear Lever End For All Models**

- (A) Gear Lever End Tata Grease Less Self Lubricant 18x1.5
- (B) Gear Lever End Tata Long 18x1.5
- (C) Gear Lever End AMW Steel Body
- (D) Gear Lever End AMW Aluminium
- (E) Gear Lever End AMW Booster Flower
- (F) Ball Joint Leyland Latoo With Lock
- (G) Gear End Aluminium All Types Canter/S/Mazda All Models
- (H) Gear Lever End Steel 609/ACE/ ZF Inner THD R+L

**Tie Rod Kits / Push Rod Kit For LEYLAND ALL Models**



- (A) Tie Rod Kit Leyland o/m 370 Brass Metal Die Set CH - 1254
- (B) 1-Tie Rod Kit Push Rod Kit Long Pin Leyland For 2214 / 4018 / 24 nx Lastest Model Kit. Nut - 20 x 1.5 THD CH - 1246 - 1274 Spanner 30 m.m
- 2 - Long Pin For 3516 / 2516 Nut Size 18 x 1.5 THD Diff CH - 1237 Spanner 27 m.m

**T.R. Kit AMW / LEYLAND STALLION**



- (C) Tie Rod Kit 2518 / Stallion 2 Ring + 2 Sheet Type Disc Amw / o/m
- (D) Tie Rod Kit Amw N / Model For China Model Split Pin End

**Boxes**



- (A) (B) (C) (D)
- Boxes

**Steering Cross Assembly**

- (A) Steering Cross - 1312 Assmby CH - 1657
- (B) Steering Cross ZF / TC Both Big Bore Assy CH - 1654
- (C) Steering Cross Leyland 709 PSTG Assy CH - 1665
- (D) Steering Cross 407 Assy CH - 1651
- (E) Steering Cross Marshall Assy CH - 1660
- (F) Steering Cross Assy CH - 1655 T.C. Rane

**Steering Cross Assembly With Pipe Rod**

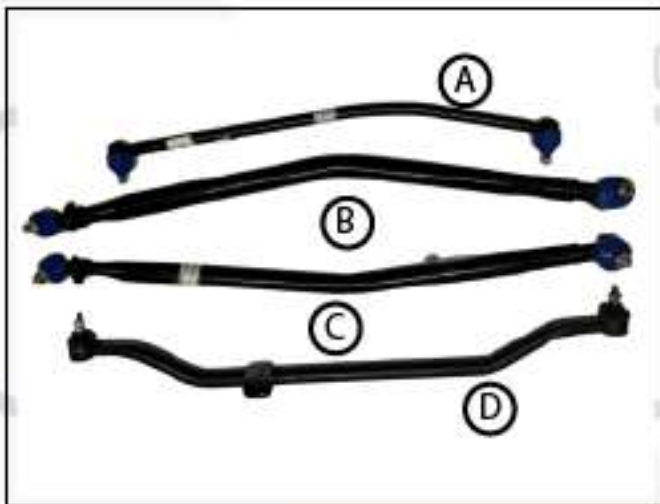
- (A) Steering Cross Leyland Utruck 305 m.m CH - 1676 -D
- (B) Steering Cross Assy Leyland 250 m.m CH - 1676 E
- (C) Steering / Assy L / Land Iveco 909 CH - 1676 - C
- (D) Steering Assy ACE With Rod CH - 1677 A
- (E) Steering Assy Canter
- (F) Steering Assy Magic With Rod CH - 1677

**Rack Ends**

- (A) Rack End - Ambassador / Nova
- (B) Rack End - Car / ZEN
- (C) Rack End - Car / ZEN
- (D) Rack End - Scorpio / Qualis
- (E) Rack End - Indica

**Linkages For All Vehicles**

- (A) Linkage Scorpio N/M CRDE CH - 1337
- (B) Linkage Scorpio N/M CRDE CH - 1337
- (C) Linkage Bolero CH - 1355
- (D) Linkage Scorpio O/M Long CH - 1334

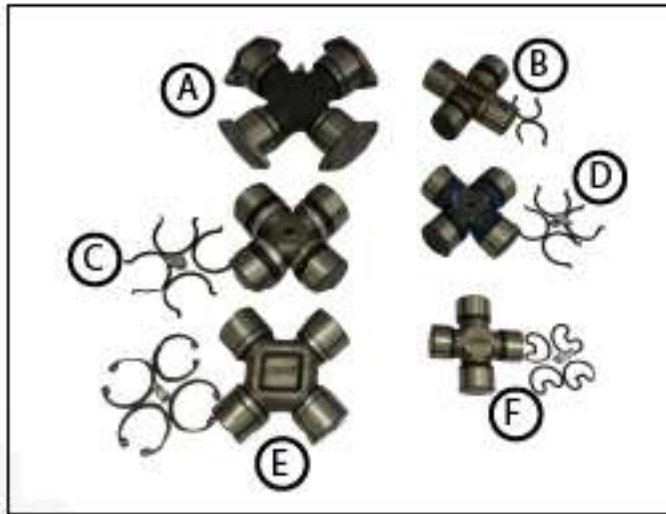
**Drag Link Assemblies**

- (A) D. L Assemblies ACE Bend
- (B) D. L Assy Bend Export 613
- (C) D. L Assy Bend n / m 709
- (D) D. L Assy Safari Bend With Bracket

**Steering Spindles For All Models**

- (A) Steering Spindle Rane
- (B) Steering Spindle ZF
- (C) Steering Spindle 407 CH - 1681

Steering Spindle Normal & Tufflon  
Coating Also We Have All Range

**U . J . CROSSES**

- (A) U . J . Cross 4018 Patti CH - 131
- (B) U . J . Cross JCB O/M CH - 125
- (C) U . J . Cross 1312 CH - 103
- (D) U . J . Cross Tata CH - 101
- (E) U . J . Cross Spicer CH - 111
- (F) U . J . Cross CH - 106 / 407

**Tractor End's Pstg**


- (A) T.R. End Assy With Ball Joint Complete Arjun
- (B) T.R. End Inter 575
- (C) T.R. End Escorts 355
- (D) T.R. End Zetor Bend
- (E) T.R. End Arjon 3 Hole
- (F) T.R. End John Deer
- (G) SWARAJ 855

**Stablizer Linkage / Boggi End**

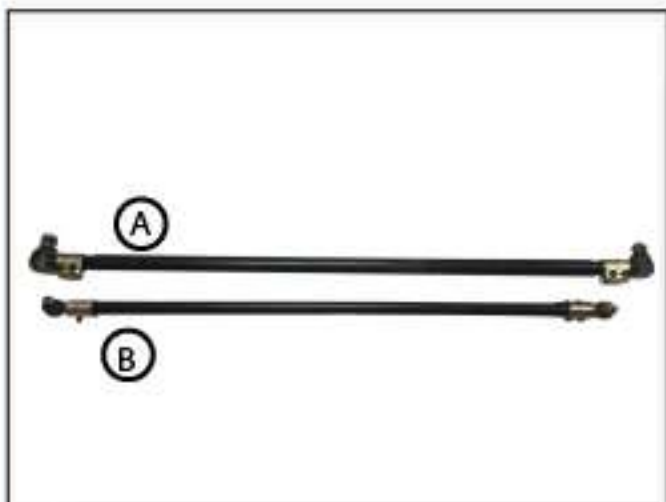
- (A) Stablizer End Size 3.5 Small CH - 548 B
- (B) Stablizer End Size 5"x1/87 Mediam CH - 548
- (C) Stablizer End Size 15" Big CH - 548 A

**T . R End's Misc**

- (A) T . R End Dodge CH - 1300
- (B) T .R End Scorpio CH - 1331
- (C) T .R End Magic ACE
- (D) Acelator End ACE With Rod CH - 1225
- (E) Acelator End CH - 1226
- (F) T.R End Nova / Ambassador
- (G) T.R End Voltas Both Side Nipple CH - 1300 B

**MAHINDRA JEEP**

- (A) T.R End Max Pick UP Set 4 Pcs  
CH - 1320 + 1321
- (B) T.R End Jeep Set Of 4 CH - 1301 + 1302
- (C) T.R End Bolero CH - 1351 Inner THD
- (D) T.R End Bolero Pstg CH - 1356 SPORTS Model
- (E) T.R End Maximo CH - 1365
- (F) T.R End Armada CH - 1706 + 1707 Set of 4 Pcs

**Tie Rod Assemblies For TATA LEYLAND All Models**

- (A) Tie Rod Assemblies For Tata Leyland All Models 50" / 52" / 62"
- (B) Tie Rod Assemblies For LCV All Models  
Tata 62" Pipe
  - \* Tata 2515 T.C 62" Pipe
  - \* Tata 407 50" Pipe
  - \* Tata 608 51".5 Pipe
  - \* Tata 609/709 50.5 Pipe
  - \* Tata 709 Turbo. 52.5 Pipe
  - \* Tata Ultra 57.5 Pipe
  - \* Tata AMW. 62 Pipe

**AN ISO 9001 : 2008 CERTIFIED CO. <sup>TM</sup>**

**CHENER**

✉ tarun\_budhiraja2000@yahoo.com

🏠 88-PH- IInd Badli indl.Estate, Delhi - 110042, INDIA

☎ +91-1127854383 , 01147035745

TATA - PRIMA , SUMO , XENON , ULTRA ASHOK LAYLAND – PARTNER , DOST ,  
TIPPER MINING , STALLION / BOSS GURU AMWTRUCK – CHINA MODEL ,  
BHARAT BENZ , SHAKTI MAN MAHINDRA – NAVI STAR , SCORPIO , BOLERO ,  
DODGE , VOLTAS FORCE MAN , EICHER CANTER , VOLVO , SWARAJ MAZDA  
JCB , L&T , JEEP , ACE – " 609 , 608 , 407 " TRACTOR'S – ZETOR , EICHER , FORD ,  
MASSEY , JOHN DEER NEW HOLLAND MAHINDRA , POWER STG